

B.01

PROXIMAKS

SMART
KIT
STRUCTURE
SOLUTIONS

B.01 - Prefab & Modular



Introduction

ProMAKS is a structure technology designed for faster, flexible and durable solutions for wide range of sectors with high capacity production.

We offer our range of innovative systems available as flat packed kits, complete with everything you need to build to an exterior finish, freeing you up to focus on the design & finish of the interior to your client's specifications.

- Ventilated Structure
- Energy Efficiency
- Smart Connection
- Quick and Easy Assembly
- Flexible Design
- Effective Insulation
- Easy to integrate - flexible
- Versatile Structure





DO YOU KNOW THAT
YOU CAN BUILD
ANY MODEL YOU WANT
RIGHT AWAY...



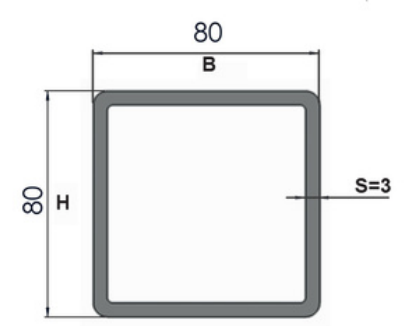
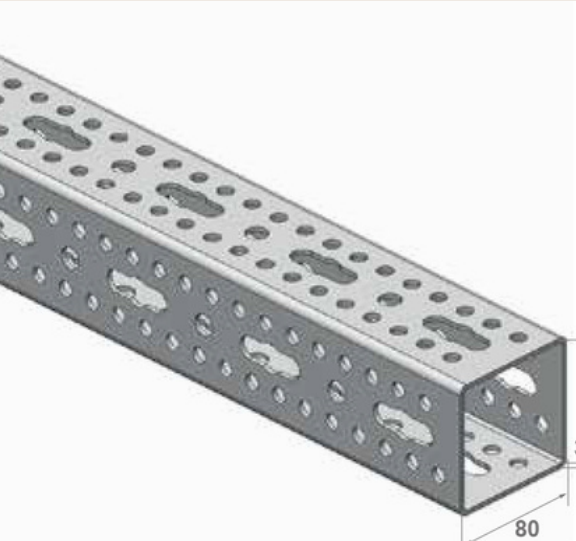


WITH OUR
SMART KIT
STRUCTURE
SOLUTIONS?










Service
Promaks is modular kit structural system, provide easy installation with self-threading bolt and high load capacity due to its special design.



Materials and Type
Steel S235 JR
Coating
EN 1461 Hot-dip galvanized 92µm minimum
Hot-dip of galvanize.

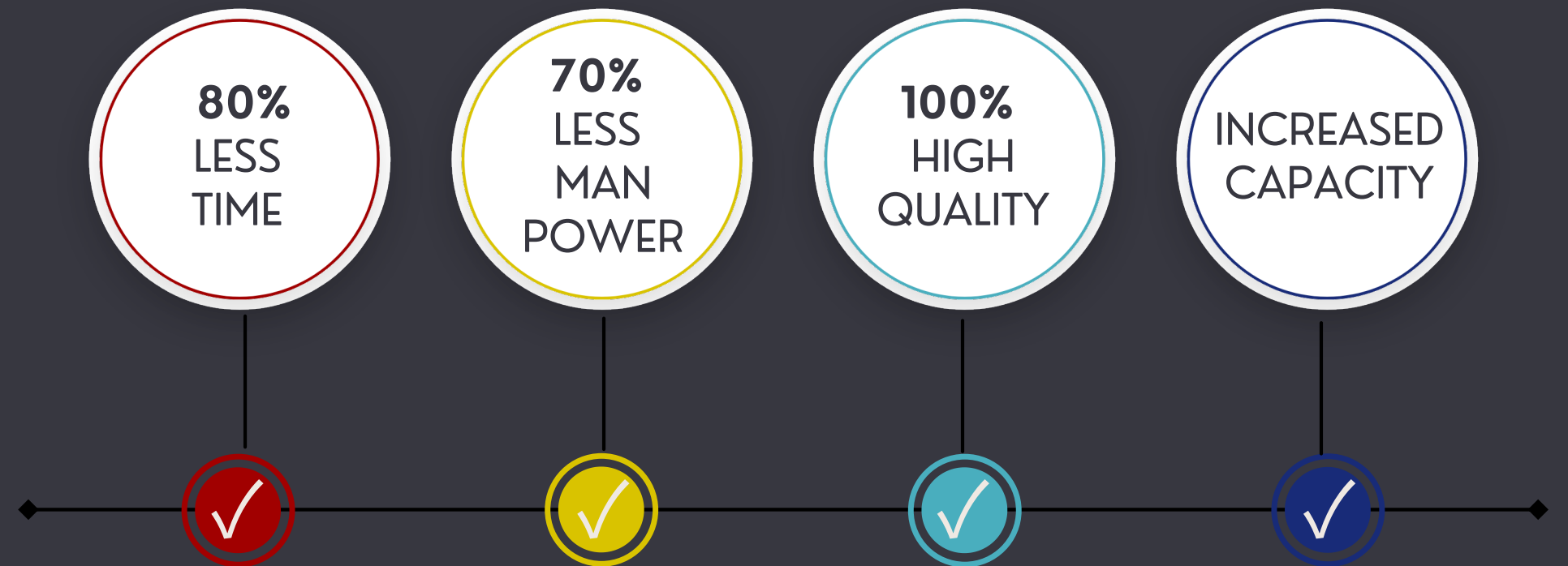
VCORE 80 Series
VLINE 100 Series
VKING 120 Series



Working
together

&


Making life easier
for your production...



B.01 - PREFAB & MODULAR

KIT STRUCTURE SYSTEMS SERIES DATA SHEETS

VCORE 80 Series **V**LINE 100 Series **V**KING 120 Series




About ProMAKS

ProMAKS V-Series is a structure technology designed for faster, flexible and durable building solutions with high capacity production.

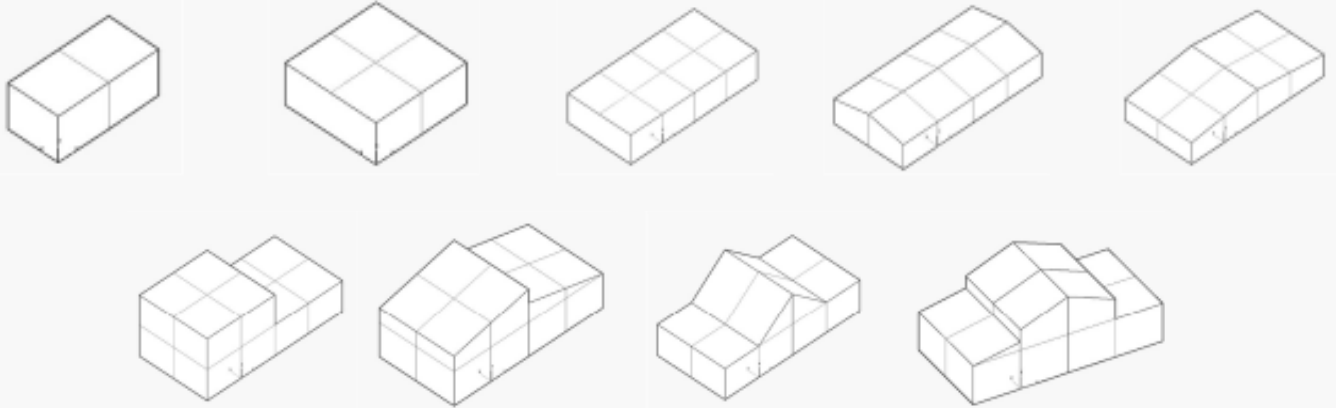
We offer our range of innovative systems available as flat packed kits, complete with everything you need to build to an exterior finish, freeing you up to focus on the design & finish of the interior to your client's specifications.

- Ventilated Structure
- Energy Efficiency
- Smart Connection
- Quick and Easy Assembly
- Flexible Design
- Effective Insulation
- Easy to integrate - flexible
- Versatile Structure


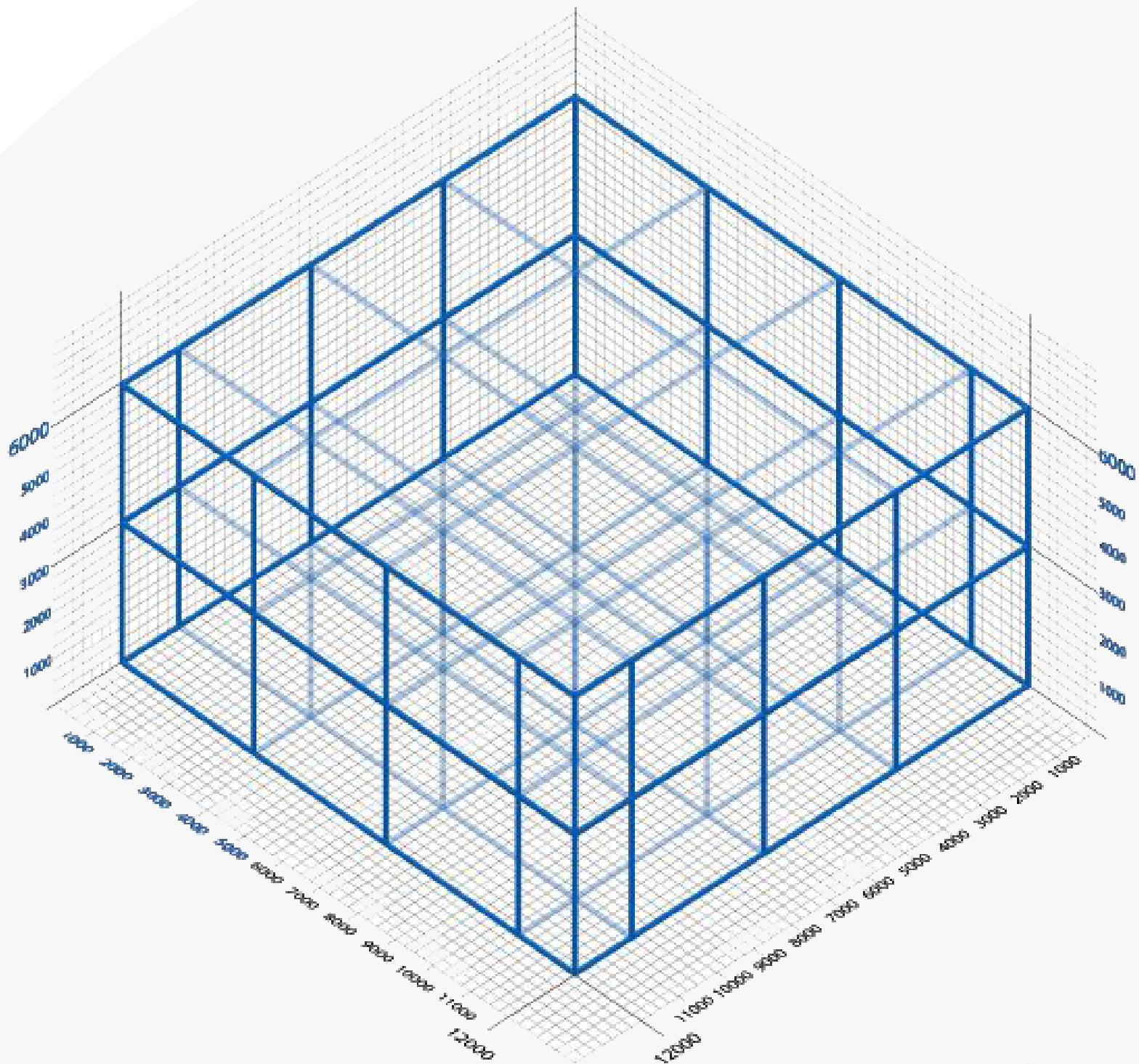


V-CORE 80 Series

design as you like...

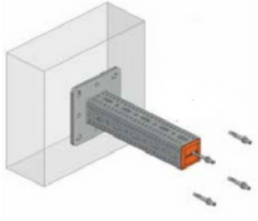


V-CORE 80 Series



Base Module : 3.5 x 3.5 x 3.0 m

Smart Connection



PMKS-HK-080
Promega Connection



PMKS-KD-080
Promega Connection



PMKS-KD-082
Promega Connection



PMKS-HK-080
-Promega-Promega
Connection




PMKS-KD-081
Promega Connection



PMKS-KD-118
Promega Connection



PMKS-TTA-080
Promega Connection




PMKS-PC-080
Promega Connection



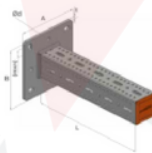
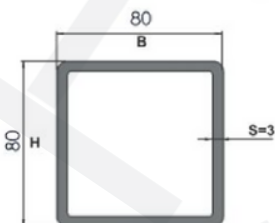
PMKS-MFS-080/081
Promega Connection

ProMAKS Profile

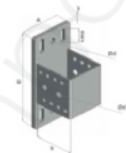
PMKS-PRF-080-001



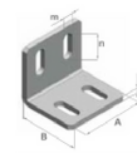
CE



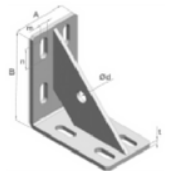
PMKS-HK-080



PMKS-KA-080



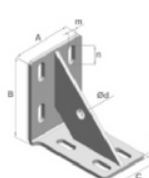
PMKS-KD-080



PMKS-KD-082



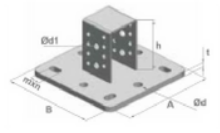
PMKS-KD-081



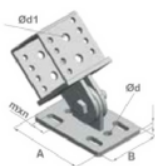
PMKS-KD-118



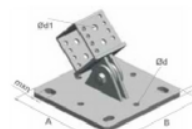
PMKS-PC-080



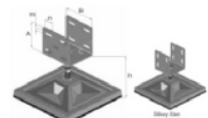
PMKS-TTA-080



PMKS-MFS-080



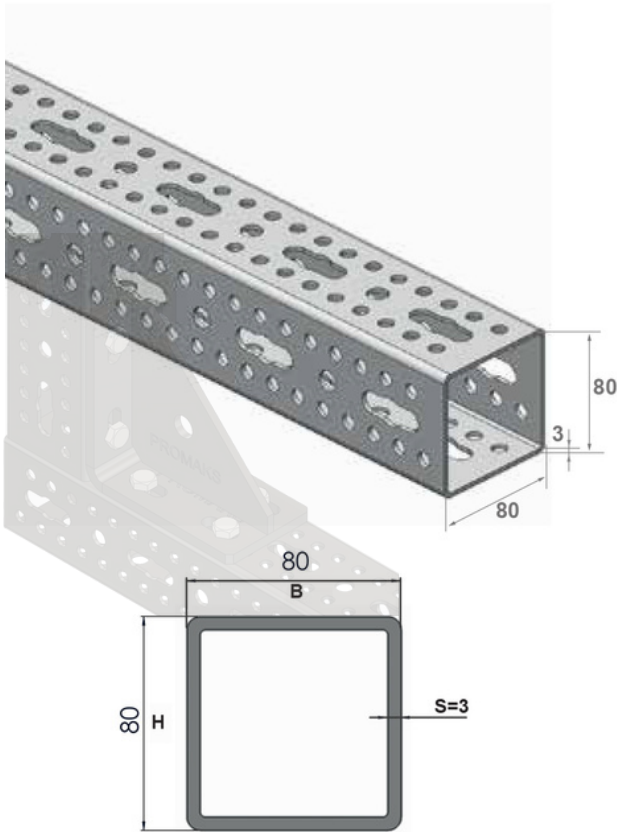
PMKS-MFS-081



PMKS-FOOT-80/81

Connection Pieces

Heavy Duty V-CORE Series Structural System



Service

Promaks is modular kit structural system, provide easy installation with self-threading bolt and high load capacity due to its special design.



Materials and Type

Steel S235 JR

Coating

EN 1461 Hot-dip galvanized 92µm minimum Hot-dip of galvanize.

Section Properties

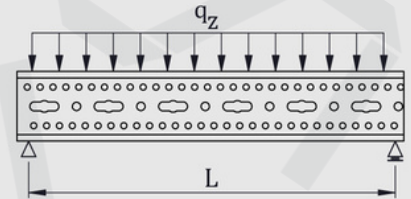
Profile Size			Unit Weight (kg)	Cross Section Area (mm ²)	Torsional Section Modules (cm ³)	Torsion Moment of Inertia (cm ⁴)	Moment of Inertia		Section Modules	
H	B	S					ly	lz	Wy	Wz
80	80	3	5,74	510,00	35,51	108,82	54,41	54,41	13,60	13,60

■ The section properties is determined according to the perforated section.

Distributed load

Lmax (mm)	qz, perm kN/m	Fz, (qz,perm *L) kN
1000	18,00	18,00
1500	8,00	12,00
2000	3,82	7,64
2500	1,94	4,85
3000	1,10	3,30
3500	0,68	2,38

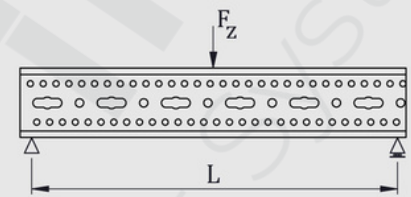
qz[kN/m] as permanent load at L



Point load

Lmax (mm)	Fz, perm kN
1000	9,00
1500	6,00
2000	4,44
2500	3,14
3000	2,15
3500	1,54

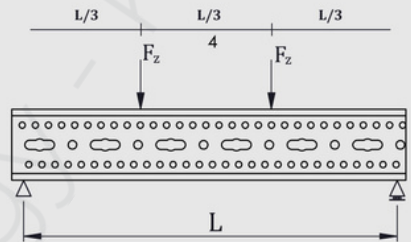
Fz[kN] as permanent load at L/2



2 point loads

Lmax (mm)	Fz, perm kN
1000	6,83
1500	4,50
2000	2,82
2500	1,80
3000	1,21
3500	0,87

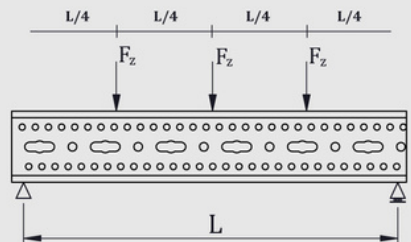
Fz[kN] as permanent load at L/2 and 2*L/3



3 point loads

Lmax (mm)	Fz, perm kN
1000	4,50
1500	3,00
2000	2,00
2500	1,20
3000	0,87
3500	0,60


Fz[kN] as permanent load at L/4, L/2 and 3*L/4




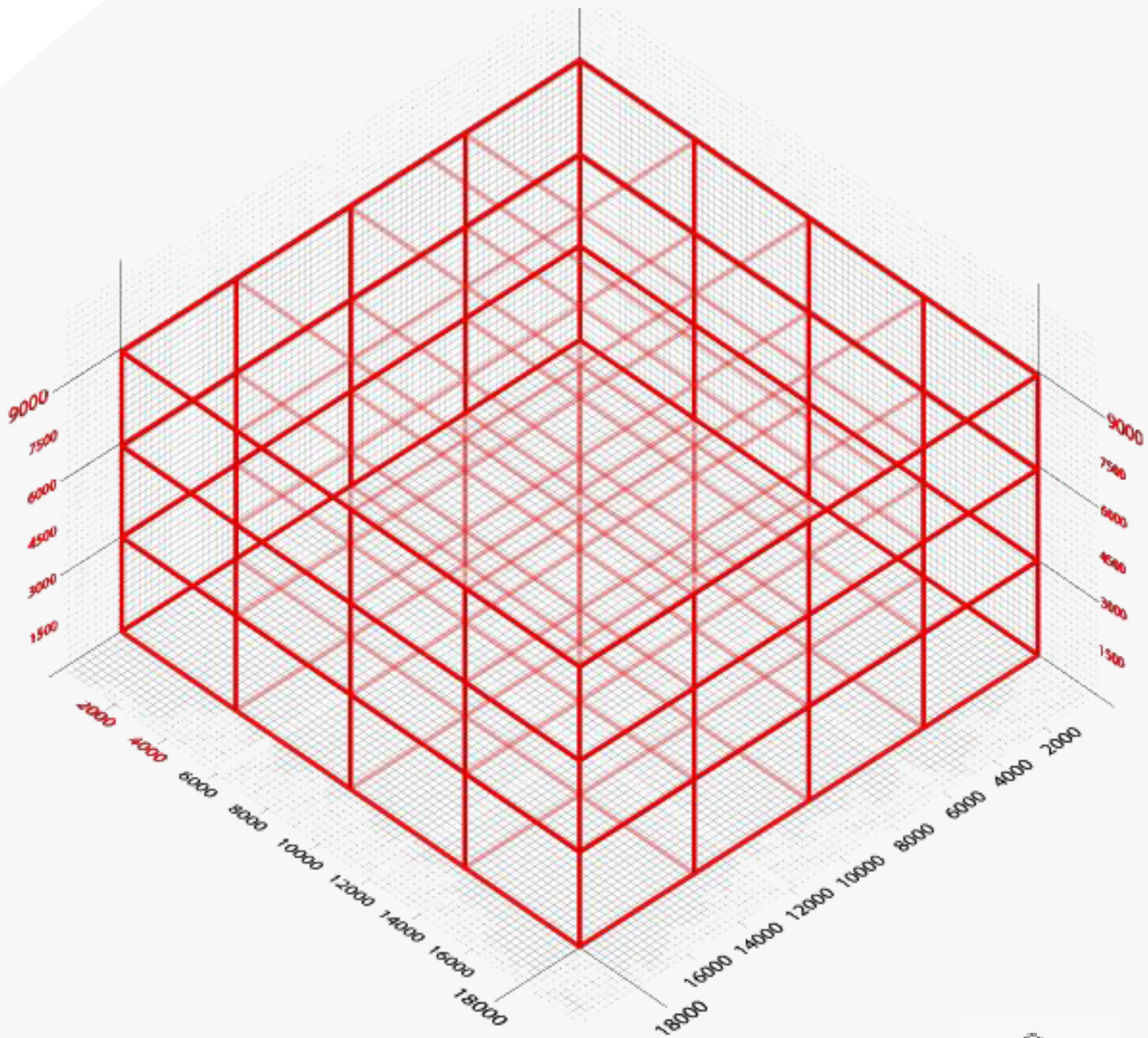
- Basis of calculation of the load capacity is accordance with Eurocode 3 (EN 1993)
- Self weight considered.
- Safety factor is taken into account as 1,35.
- Deflection limit value is L/200.

V>LINE 100 Series

design as you like...

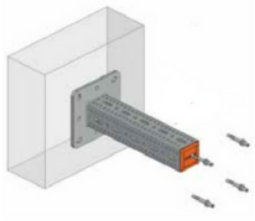


VLINE 100 Series



Base Module : 4.5 x 4.5 x 3.0 m

Smart Connection



PMKS-HK-100
Promega Connection



PMKS-KD-120
Promega Connection



PMKS-KD-101
Promega Connection



PMKS-HK-100
-Promega-Promega
Connection



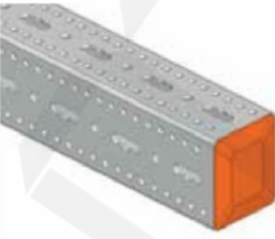
PMKS-KD-121
Promega Connection



PMKS-foot-100/101
Promega Connection



PMKS-TTA-100
Promega Connection



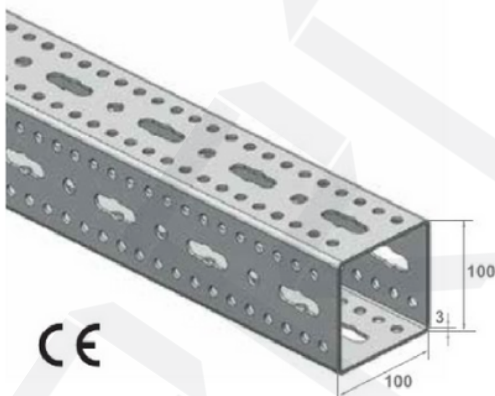
PMKS-PC-100
Promega Connection



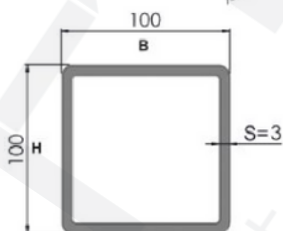
PMKS-MFS-100/101
Promega Connection

ProMAKS Profile

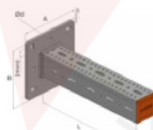
PMKS-PRF-100-001



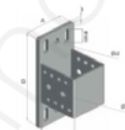
CE



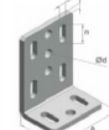
Connection Pieces



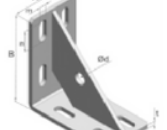
PMKS-HK-100



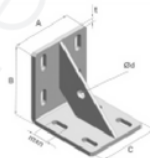
PMKS-KA-100



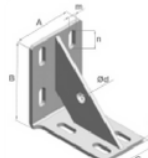
PMKS-KD-100



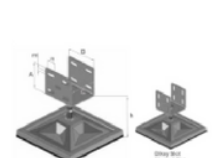
PMKS-KD-101



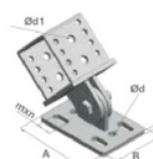
PMKS-KD-120



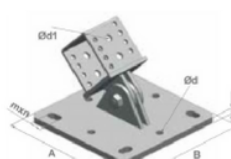
PMKS-KD-121



PMKS-FOOT-100/101



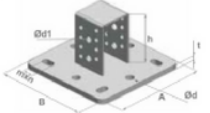
PMKS-MFS-100



PMKS-MFS-101

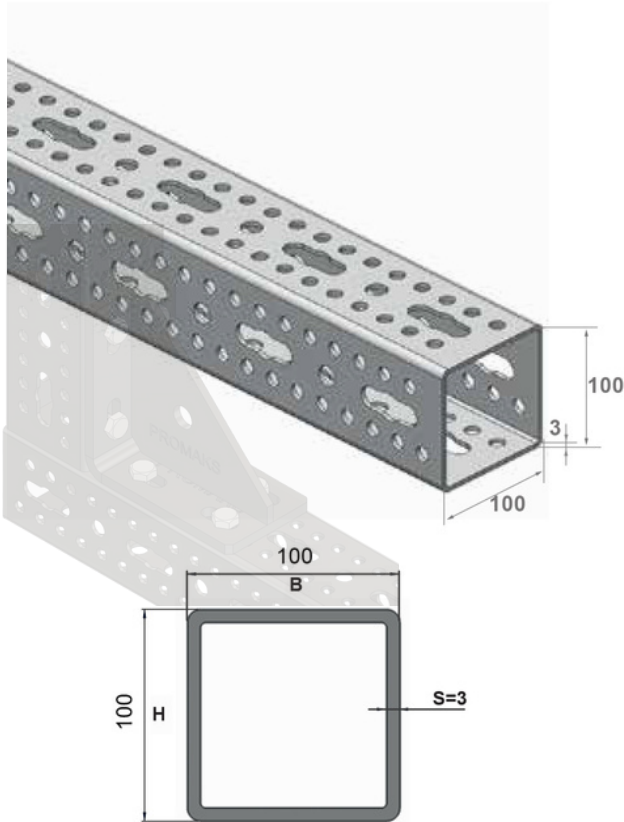


PMKS-PC-100




PMKS-TTA-100

Heavy Duty V-LINE Series Structural System



Service

Promaks is modular kit structural system, provide easy installation with self-threading bolt and high load capacity due to its special design.



Materials and Type

Steel S235 JR

Coating

EN 1461 Hot-dip galvanized
92µm minimum Hot-dip of galvanize.

Section Properties

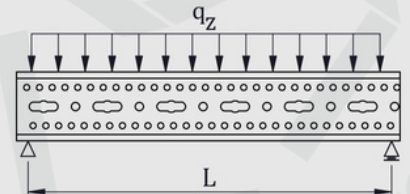
Profile Size			Unit Weight (kg)	Cross Section Area (mm ²)	Torsional Section Modulus (cm ³)	Torsion Moment of Inertia (cm ⁴)	Moment of Inertia (cm ⁴)		Section Modulus (cm ³)	
H	B	S					I _y	I _z	W _y	W _z
100	100	3	7,3	750,00	56,39	242,23	121,12	121,12	24,22	24,22

The section properties is determined according to the perforated section.

Distributed load

L _{max} (mm)	q _z , perm kN/m	F _z ,(q _z ,perm *L) kN
1000	32,00	32,00
2000	8,00	16,00
3000	2,51	7,53
4000	1,03	4,12
5000	0,50	2,50
6000	0,26	1,56

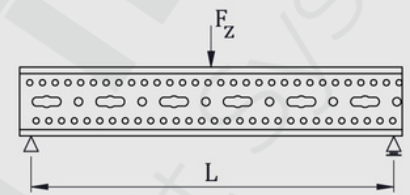
q_z[kN/m] as permanent load at L



Point load

L _{max} (mm)	F _z , perm kN
1000	16,00
2000	7,90
3000	4,70
4000	2,50
5000	1,50
6000	0,99

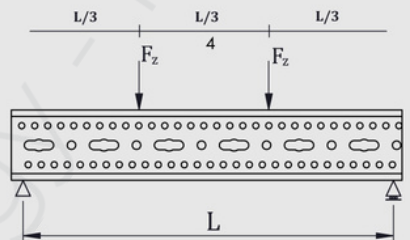
F_z[kN] as permanent load at L/2



2 point loads

L _{max} (mm)	F _z , perm kN
1000	12,00
2000	5,90
3000	2,71
4000	1,52
5000	0,91
6000	0,58

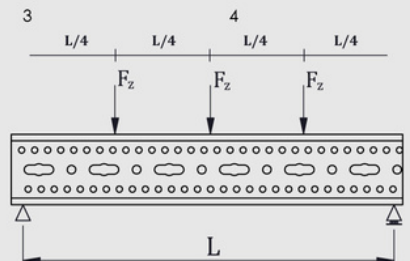
F_z[kN] as permanent load at L/2 and 2*L/3



3 point loads

L _{max} (mm)	F _z , perm kN
1000	8,00
2000	3,90
3000	1,96
4000	1,10
5000	0,65
6000	0,40

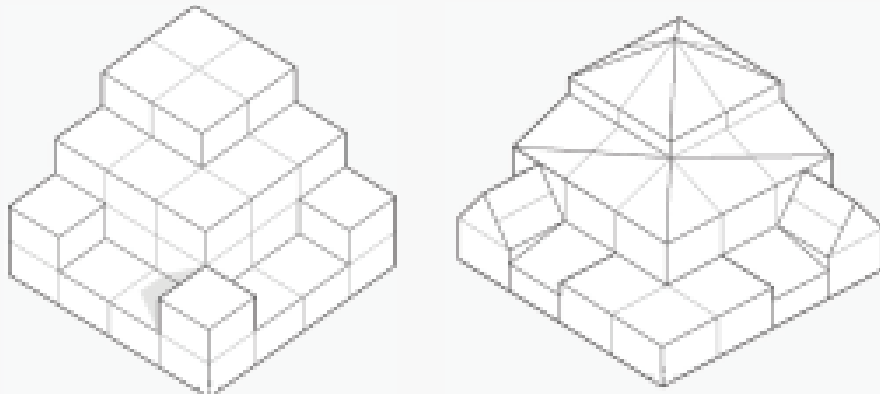
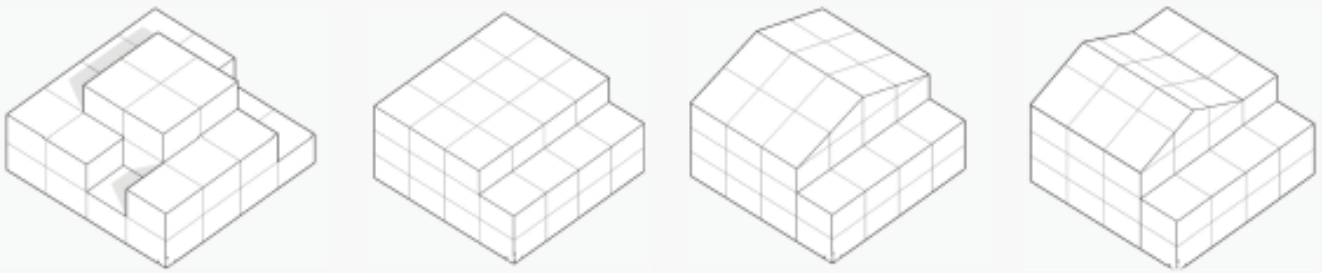
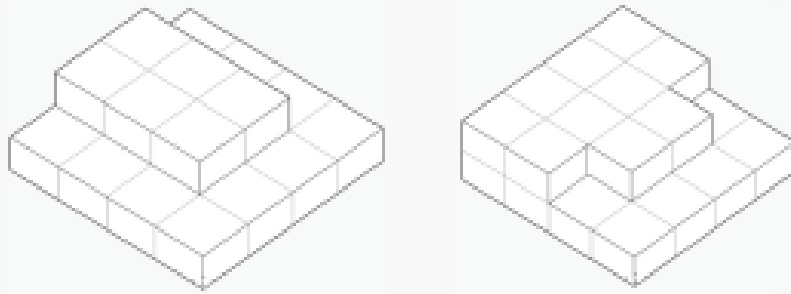
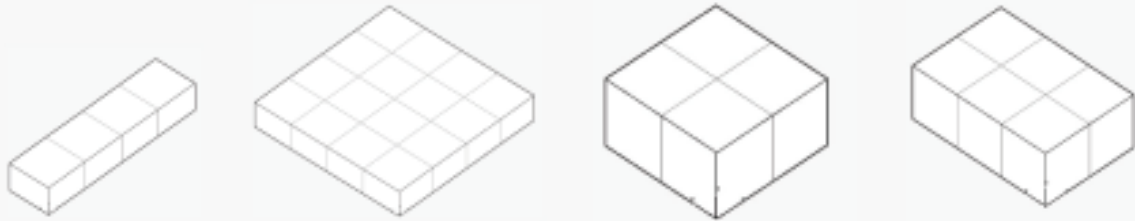
F_z[kN] as permanent load at L/4, L/2 and 3*L/4



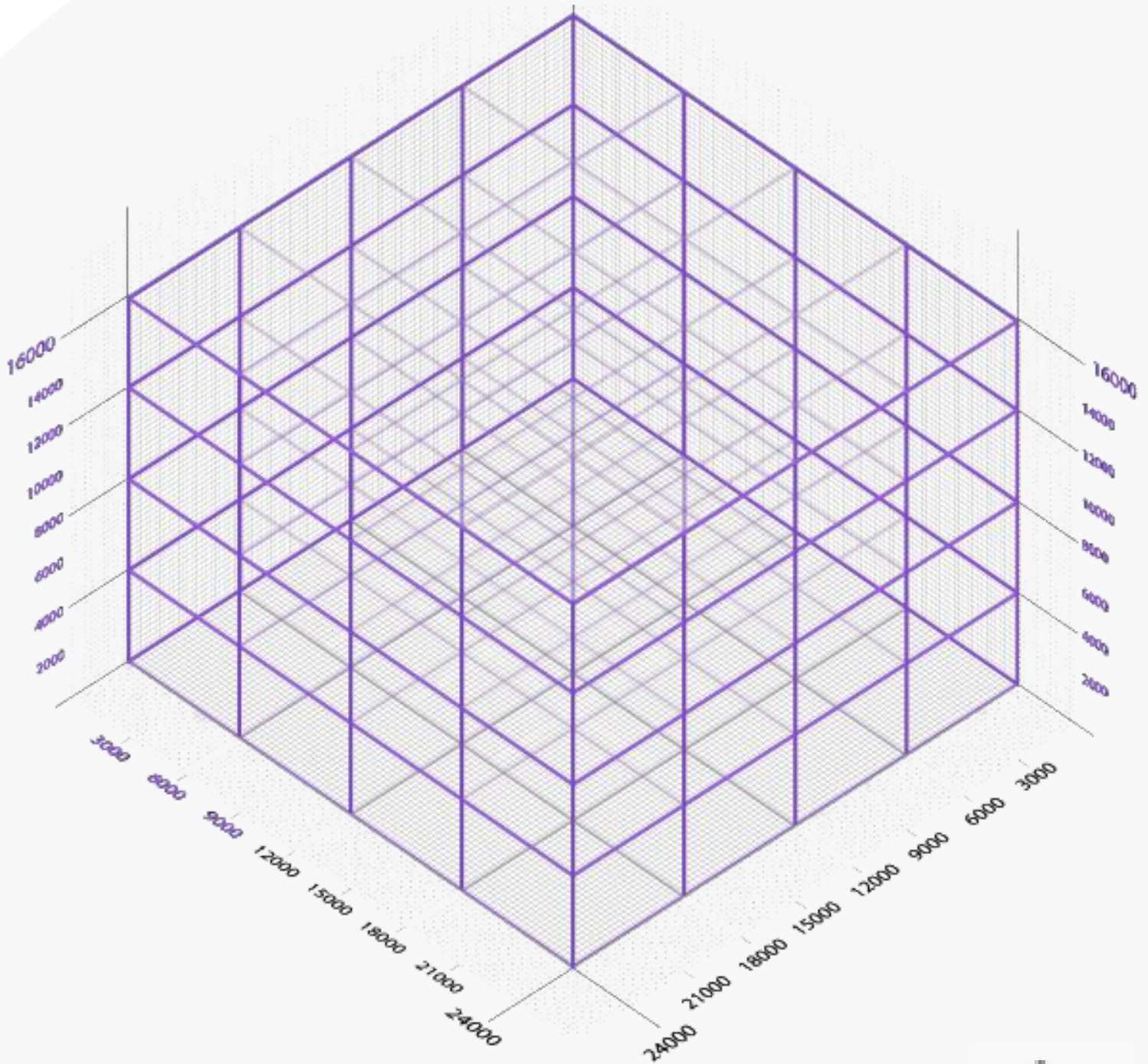
- Basis of calculation of the load capacity is accordance with Eurocode 3 (EN 1993)
- Self weight considered.
- Safety factor is taken into account as 1,35.
- Deflection limit value is L/200.

V-KING 120 Series

design as you like...

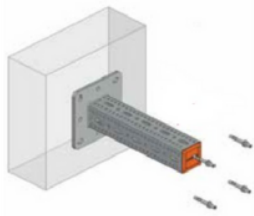


V-KING 120 Series



Base Module : 6.0 x 6.0 x 4.0 m

Smart Connection



PMKS-HK-120
Promega Connection



PMKS-KD-120
Promega Connection



PMKS-KD-101
Promega Connection



PMKS-HK-120
-Promega-Promega
Connection




PMKS-KD-121
Promega Connection



PMKS-foot-120/121
Promega Connection



PMKS-TTA-120
Promega Connection



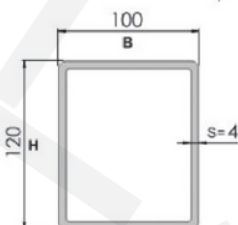
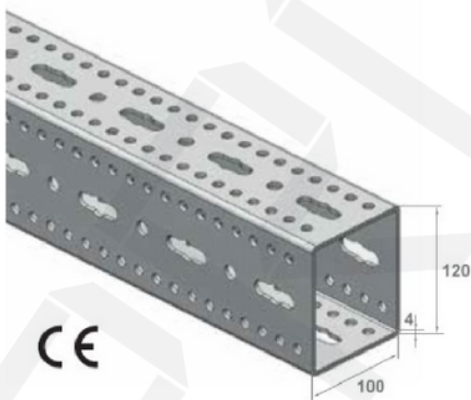
PMKS-PC-120
Promega Connection



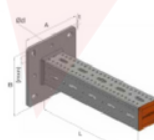
PMKS-MFS-120/121
Promega Connection

ProMAKS Profile

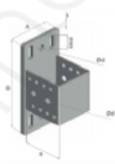
PMKS-PRF-120-001



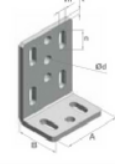
Connection Pieces



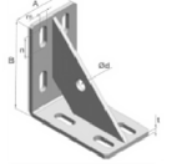
PMKS-HK-120



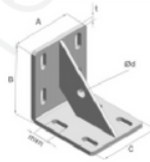
PMKS-KA-120



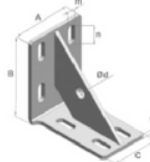
PMKS-KD-100



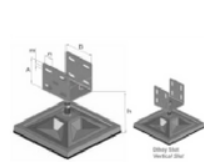
PMKS-KD-101



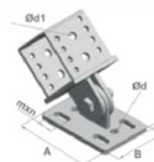
PMKS-KD-120



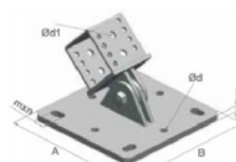
PMKS-KD-121



PMKS-FOOT-120/121



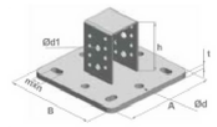
PMKS-MFS-120



PMKS-MFS-121

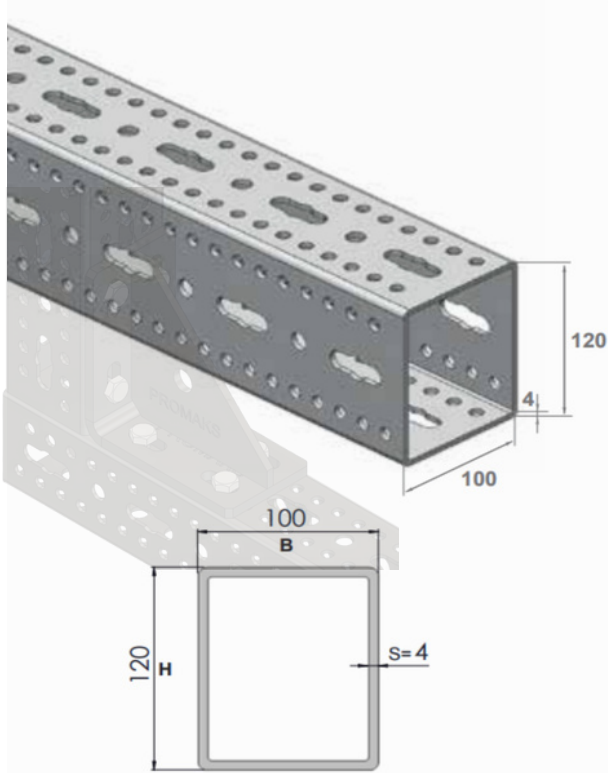


PMKS-PC-120




PMKS-TTA-120

Heavy Duty V-KING Series Structural System



Service

Promaks is modular kit structural system, provide easy installation with self-threading bolt and high load capacity due to its special design.



Materials and Type

Steel S235 JR

Coating

EN 1461 Hot-dip galvanized
92µm minimum Hot-dip of galvanize.

Section Properties

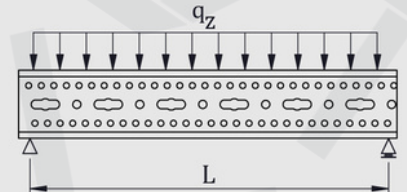
Profile Size			Unit Weight (kg)	Cross Section Area (mm ²)	Torsional Section Modules (cm ³)	Torsion Moment of Inertia (cm ⁴)	Moment of Inertia		Section Modules	
H	B	S					ly	lz	Wy	Wz
120	100	4	11	1147,00	89,02	435,10	241,92	193,18	40,32	38,64

■ The section properties is determined according to the perforated section.

Distributed load

Lmax (mm)	qz, perm kN/m	Fz,(qz,perm *L) kN
1000	53,00	53,00
2000	13,30	26,60
3000	4,70	14,10
4000	2,00	8,00
5000	0,95	4,75
6000	0,54	3,24

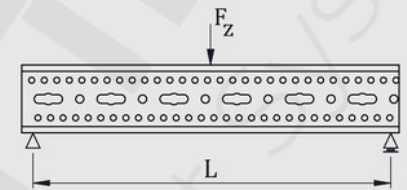
qz[kN/m] as permanent load at L



Point load

Lmax (mm)	Fz, perm kN
1000	26,00
2000	13,30
3000	8,08
4000	5,20
5000	3,20
6000	2,10

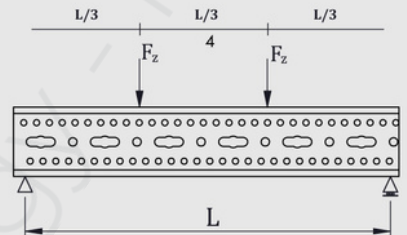
Fz[kN] as permanent load at L/2



2 point loads

Lmax (mm)	Fz, perm kN
1000	20,00
2000	9,90
3000	5,50
4000	3,00
5000	1,80
6000	1,20

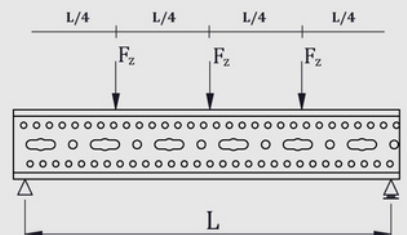
Fz[kN] as permanent load at L/2 and 2*L/3



3 point loads

Lmax (mm)	Fz, perm kN
1000	13,40
2000	6,60
3000	3,90
4000	2,20
5000	1,30
6000	0,86

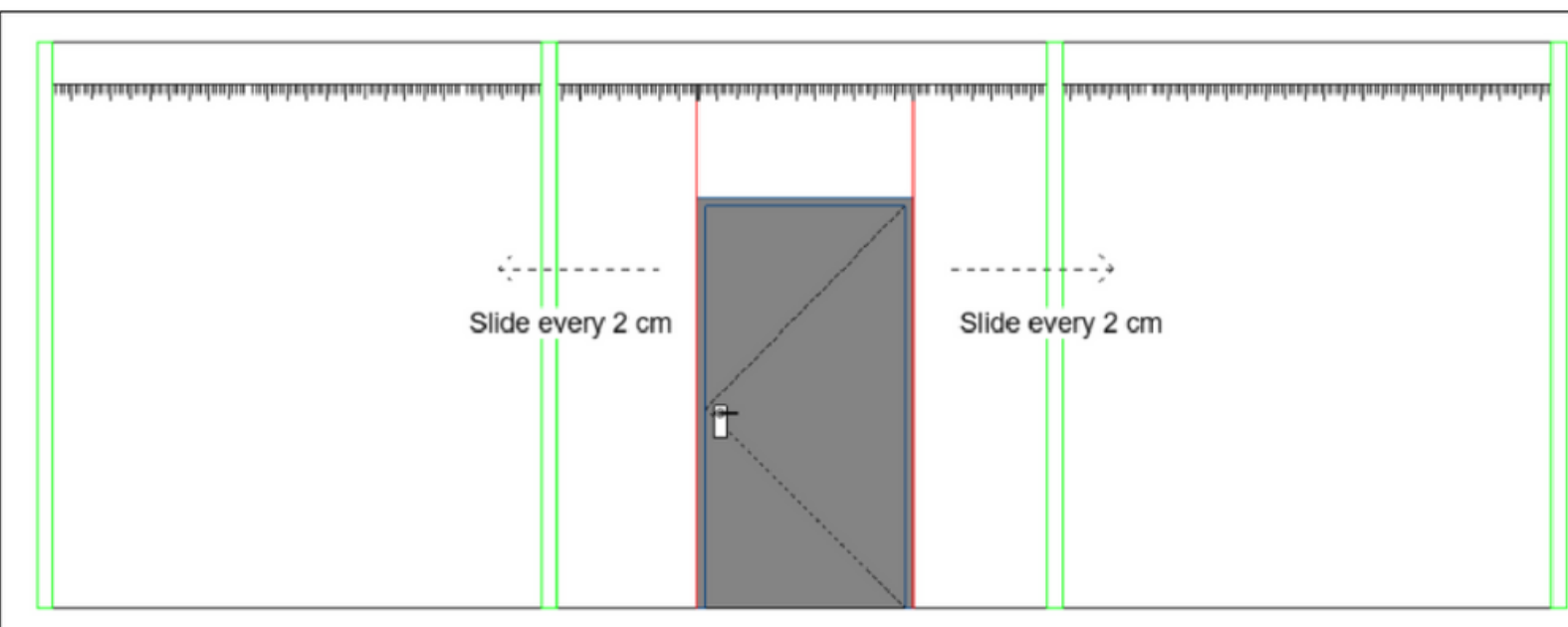
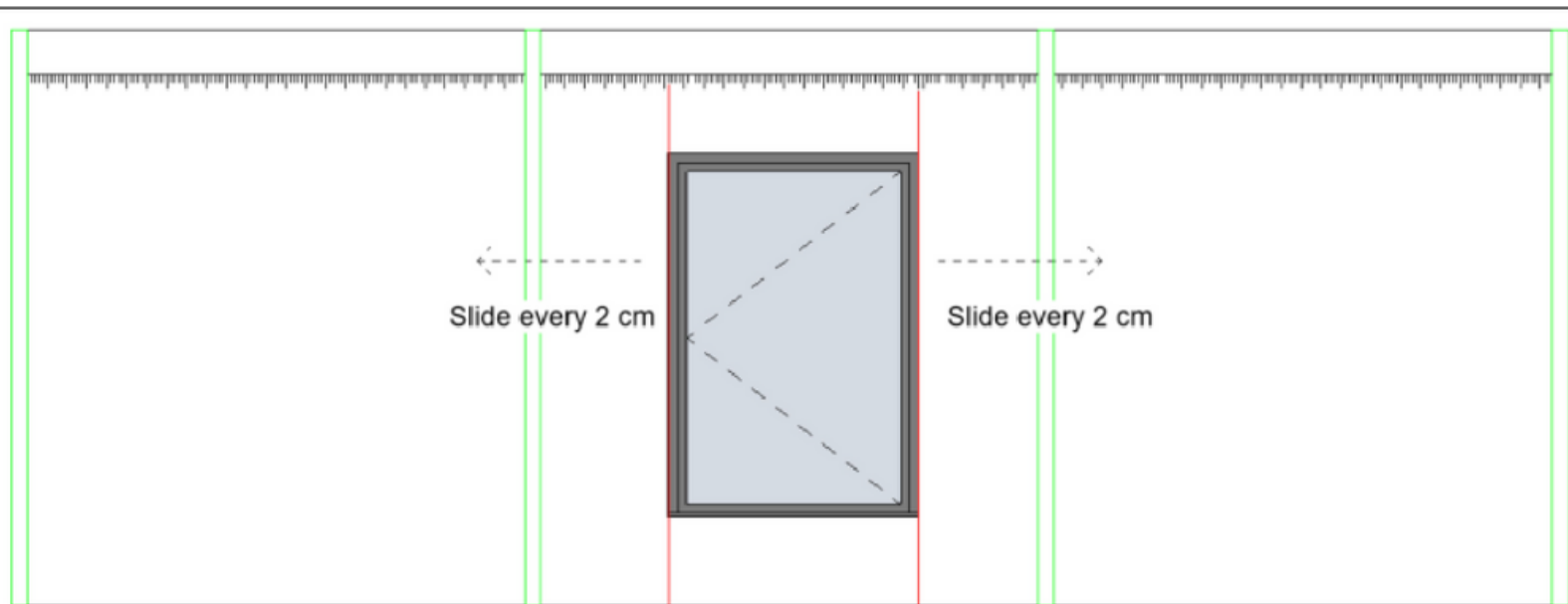
Fz[kN] as permanent load at L/4, L/2 and 3*L/4



- Basis of calculation of the load capacity is accordance with Eurocode 3 (EN 1993)
- Self weight considered.
- Safety factor is taken into account as 1,35.
- Deflection limit value is L/200.

WINDOWS DOORS

ProMAKS system flexibility allows for late stage design changes even on the construction site



ZERTIFIKAT | CERTIFICATE | CERTIFICADO | CERTIFICAZIONE | CERTIFICAZIONE



CERTIFICATE

of conformity
of the factory production control

No.: 0408-CPR-TA3643

In compliance with Regulation 305/2011/EU of the European Parliament and of the Council of 9th March 2011 (the Construction Products Regulation or CPR), this certificate applies to the construction product:

Components for Steel structures

harmonized Standard	execution class	declaration method
EN 1090-1:2009+A1:2011	Load bearing steel components with corrosion protection up to EXC 2 acc. EN 1090-2	1 and 3a acc. Tab. A.1 of EN 1090-1

produced by or for
**LINK YAPI SANAYI VE TICARET ANONIM SİRKETİ
GEBZE ORGANİZE SANAYİ BÖLGESİ 1000.SK NO:1016
ÇAYIROVA, KOCELI / TÜRKİYE**

and produced in the manufacturing plant (s)
**LINK YAPI SANAYI VE TICARET ANONIM SİRKETİ
GEBZE ORGANİZE SANAYİ BÖLGESİ 1000.SK NO:1016
ÇAYIROVA, KOCELI / TÜRKİYE**

This certificate attests that all provisions concerning the assessment and verification of constancy of performance described in Annex ZA of the standard (s)

EN 1090-1:2009+A1:2011

under system 2+ are applied and that
the factory production control fulfills all the prescribed requirements set out above.

This certificate was first issued on **28.07.2020** and will remain valid as long as the test methods and/or factory production control requirements included in the harmonized standard, used to assess the performance of the declared characteristics, do not change and the product, and the manufacturing conditions in the plant are not modified significantly. The next surveillance is due on **27.07.2023**.

Leonding 02.08.2022

PLACE DATE


 Maslak Alexander
 Certifying
 CERTIFICATION BODY


 TUV AUSTRIA
 SERVICES GMBH
 Deutschstraße 10
 A-1230 Wien



ZERTIFIKAT | CERTIFICATE | CERTIFICADO | CERTIFICAZIONE | CERTIFICAZIONE



WELDING CERTIFICATE

Certificate No.: 0408-CPR-TA3643

Manufacturer **LINK YAPI SANAYI VE TICARET ANONIM SİRKETİ
GEBZE ORGANİZE SANAYİ BÖLGESİ 1000.SK NO:1016
ÇAYIROVA, KOCELI / TÜRKİYE**

Factories **LINK YAPI SANAYI VE TICARET ANONIM SİRKETİ
GEBZE ORGANİZE SANAYİ BÖLGESİ 1000.SK NO:1016
ÇAYIROVA, KOCELI / TÜRKİYE**

Standard EN 1090-1:2009+A1:2011
EN 1090-2:2018

Execution Classes Up to EXC 2

Welding Processes (According to ISO 4063)
135 – Metal Active Gas Welding
212 – Resistance Spot Welding
741 – Induction Welding

Parent Metals Group 1.1 and 1.2 acc. to CEN ISO/TR 15608 and EN 1090-2, Table 2 and 3
Group 8.1 acc. to CEN ISO/TR 15608 and EN 1090-2, Table 4

Responsible Welding Coordinator Balpan LINCU (IWE), 17/09/1993
Level (C) acc. to EN 1090-2, 7.4.3

Deputies –

Confirmation It is confirmed that all procedures for the execution and supervision of welding work are available.


Remarks This welding certificate is only valid within the scope of and in connection with FPC Certificate No.: 0408-CPR-TA3643


Valid from 28.07.2020 (first day of issue)


Next Surveillance 27.07.2023

Leonding 02.08.2022

PLACE DATE


 Maslak Alexander
 Certifying
 CERTIFICATION BODY


 TUV AUSTRIA
 SERVICES GMBH
 Deutschstraße 10
 A-1230 Wien



ДОБРОВОЛЬНАЯ СЕРТИФИКАЦИЯ ПРОДУКЦИИ

Система добровольной сертификации в области промышленной и сельскохозяйственной деятельности "СвирьТест" в составе "СвирьТест" – Федеральное Филиальное учреждение по стандартизации, метрологии и метрологии 11.04.2016 г.
регистрационный № РОСС RU.1485.04НД000.101

СЕРТИФИКАТ СООТВЕТСТВИЯ

№ 04НД0101.ТРС.01160

Срок действия с 23.08.2021 по 22.08.2024

№ 1301485

Орган по сертификации Общество с ограниченной ответственностью «СвирьТест», Место нахождения (адрес юридического лица): 443030, РОССИЯ, Самарская область, город Самара, улица Урицкого, дом 19. Адрес места осуществления деятельности: 443030, РОССИЯ, Самарская область, Железнодорожный район, город Самара, улица Урицкого, дом 19, комнаты 45, 46, 48, 49. Телефон: +7(846)230-03-79. Адрес электронной почты: info@svirtest.ru. Свидетельство о государственной аккредитации органа по сертификации № РОСС RU.1485.04НД000.101 от 20.05.2021 года.

ПРОДУКЦИЯ Крепежные изделия для монтажных работ, городской марки «LINK», «ФромМед»

Средний выпуск 400 ОК
034-2014 (КТЕС 2008)
23.09.21

Средний выпуск

СООТВЕТСТВУЕТ ТРЕБОВАНИЯМ НОРМАТИВНЫХ ДОКУМЕНТОВ 404 ТИ В/3/2
Спецификация изготовителя

ИЗГОТОВИТЕЛЬ «LINK YAPI SANAYI VE TICARET A.S.»
Юридический адрес: Gebze Organize Sanayi Bölgesi 1000, Cadde No:1016/1 Çayirova Köyü/Türkiye

СЕРТИФИКАТ ВЫДАН Обществу с ограниченной ответственностью «Мир Технологии»
Юридический адрес: 117041, город Москва, улица Алавердан Рувкина, дом 4, этаж 6, помещение IV, офис 613
Телефон: 74954814150. E-mail: MirTechnology@gmail.com
ИИН: 7727346710

НА ОСНОВАНИИ Протокола испытаний № 195-21-08 от 20.08.2021 года, выданного исполнительным отделом Электротехнической инспекции «СройВолонтАК» Закрытого акционерного общества Научно-производственного центра «СТРОЙВОЛОНТАК»

ДОПОЛНИТЕЛЬНАЯ ИНФОРМАЦИЯ Ссылка сертификата: 30





Руководитель органа
Эксперт


 И.В. Давыдов
 Руководитель филиала
 Ф.Ю. Яковлев
 Руководитель филиала



FM
APPROVED

Certificate of Compliance

This certificate is issued for the following:

Seismic Sway Brace Components for Pipe, Tubing and Conduit

(see details attached)

Prepared for:

Link Yapi Sanayi Ve Ticaret AS
Gebze Organize Sanayi Bolgesi 1000
Sokak No 1016
Cayirova, Kocaeli 41400
Turkey

Manufactured at:

Link Yapi Sanayi Ve Ticaret AS
Gebze Organize Sanayi Bolgesi 1000
Sokak No 1016
Cayirova, Kocaeli 41400
Turkey

FM Approvals Class: 1950 (September 2013)

Approval Identification: 0003062495 Approval Granted: November 12, 2019

To verify the availability of the Approved product, please refer to www.approvalguide.com

Said Approval is subject to satisfactory field performance, continuing Surveillance Audits, and strict conformity to the constructions as shown in the Approval Guide, an online resource of FM Approvals.


 David Fuller
 VP - Manager of Fire Protection
 FM Approvals
 1151 Boston-Providence Turnpike
 Norwood, MA 02062



Member of the FM Global Group

Page 1 of 3

TÜV NORD TURKEY Industrial Services
Inspection Report

INSPECTOR	Özgin Ozan TÜRK	TÜV ORDER NO.	211445326
PLACE & DATE	İTÜ Kompozit ve Yapı Lab.-03.12.2019	REPORT NO	RP-211445326-03
CUSTOMER	Link Yapı San. ve Tic. A.Ş.	MANUFACTURER	N/A
CUSTOMER ORDER NO	-	MANUFACTURER ORDER NO	-
INSPECTION DATES	03.12.2019	MANUFACTURER CONTACT	-
CUSTOMER CONTACTS	Ömer Çeltiz	HARD STAMP	<input type="checkbox"/> Yes <input checked="" type="checkbox"/> No
REPORT TYPE	<input checked="" type="checkbox"/> Initial <input type="checkbox"/> Interim <input type="checkbox"/> Final		
ANNEXES	<input checked="" type="checkbox"/> Yes <input type="checkbox"/> No		

SUBJECT OF INSPECTION

Prestressed steel wire ropes for Seismic Brace System were subjected to tensile test under dynamic loads by following the test procedure in ANSI/ASHRAE Standart 171-2017 to rate the capacity of seismic and wind restraints of ropes and seismic link system which Link Yapı San. ve Tic. A.Ş. has (See Table 1.) and to evaluate the minimizing ability about the differential movement between a component and the supporting building structure during an earthquake or a high-wind event by determining the maximum loads the single directional single axis restraint can withstand without breakage or excessive deformation.

* ANSI/ASHRAE Standart 171-2017 was accepted as guide during inspection.

Model	Diameter (mm)	Serial Number
STB 11	1.6	0334.1.STB.511G
STB 12	2.4	0334.1.STB.512G
STB 13	3.2	0334.1.STB.513G
	4.8	0334.1.STB.515G

Table 1. Product Tested

PROJECT PROGRESS

Three sample of each model were subjected to test for each angle 30°, 45° and 60° by using fixtures to arrange the angles. Anticipated maximum capacity loads (See Table 2) were declared by Link Yapı San. ve Tic. A.Ş. Conformity of loading cycles and frequencies were controlled and approved for each model acc. to ANSI/ASHRAE Standart 171-2017. Load application frequency was seen as 0.1 Hz as indicated in the standart. Loadings were done in periodic and continuous cycles. It was seen that Link Yapı San. ve Tic. A.Ş. followed the loading steps below as indicated in the standart.

Inspection Report	
TÜV AUSTRIA	

22-IS-0424
PROLINK G PROFILE
&
PLGMK EASY-LOCK SEISMIC TESTS
INSPECTION REPORT

Inspection Requesting: LINK YAPI SAN. VE TIC. A.Ş.
 Gebze Organize Sanayi Bölgesi, 1000. Sokak, NO:1016,
 Çayırova - Kocaeli

Inspection Address: SABANCI ÜNİVERSİTESİ
 İstanbul Teknoloji Geliştirme Bölgesi,
 Teknopark Bulvarı, No:1 34906 Pendik /İSTANBUL

Inspection Dates: 28.03.2022

Report No: 22-IS-0424-TAT-22-0139

Report Date: 23.06.2022

Report Published: TÜV AUSTRIA TURK Belgelendirme Eğitim ve Gözetim Hizmetleri Ltd.
 Şti.
 Çamlık Mah. İbkal Cad. Diğ Sok. No:28/1 Ümraniye / İstanbul



Technical and Test Institute
 for Construction Prague
 Prosecká 811/76a
 190 00 Prague
 Czech Republic
 ecta@zrus.cz



www.eta.eu

European Technical Assessment

ETA 18/0441
 of 03/06/2018

Technical Assessment Body issuing the ETA: Technical and Test Institute for Construction Prague

Trade name of the construction product LT

Product family to which the construction product belongs Product area code: 33
 Torque controlled expansion anchor for use in uncracked concrete

Manufacturer LINK YAPI SAN. VE TIC. A.Ş.
 GOSB 1000 CD. NO:1016
 ÇAYIROVA – GEBZE
 KOCAELİ
 TURKEY

Manufacturing plant Manufacturing Plant No 2

This European Technical Assessment contains 10 pages including 8 Annexes which form an integral part of this assessment

This European Technical Assessment is issued in accordance with regulation (EU) No 305/2011, on the basis of EAD 330232-00-0601
 Mechanical fasteners for use in concrete

This version is a corrigendum to ETA 18/0441 of 03/06/2018

Translations of this European Technical Assessment in other languages shall fully correspond to the original issued document and should be identified as such.

Communication of this European Technical Assessment, including transmission by electronic means, shall be in full (excepted the confidential Annex(es) referred to above). However, partial reproduction may be made, with the written consent of the issuing Technical Assessment Body - Technical and Test Institute for Construction Prague. Any partial reproduction has to be identified as such.

FIRST QUALITY CERTIFICATION

SERTİFİKA

Bu Sertifika,
LİNK YAPI SANAYİ VE TİCARET ANONİM ŞİRKETİ
 Gebze Organize Sanayi Bölgesi 1000.Sokak No:1016
 Çayırova / Kocaeli / Türkiye

kuruluşunun,
BORU ASKI VE DESTEK SİSTEMLERİ, HAVA KANALI BAĞLANTI SİSTEMLERİ, SES VE YİTİŞİM KONTROL SİSTEMLERİ, SİSMİK SINIRLAYICILAR, PROLINK YAPI PROFİLLERİ VE BAĞLANTI ELEMANLARI PROCON ENDÜSTRİYEL YAPI PROFİLLERİ VE BAĞLANTI ELEMANLARI, ENDÜSTRİYEL YAPI SİSTEMLERİ

EA 17
 kapsamında,
ISO 9001:2015

Kalite Yönetim Sistemi standartlarının şartlarına uyan bir yönetim sistemi kurduğunu ve uyguladığını onaylamak üzere verilmiştir.

İlk Veriliş Tarihi : 24.03.2009
Belge Geçerlilik Tarihi : 23.03.2021
Belge Tarihi : 23.03.2022
Belge Periyodu : 3 Yıl
Bitiş Tarihi : 23.03.2023
Sertifika No : 01.09.0440.5317.D

First Quality Certification
 Sistem Akademi Kurumları
 Maltepe / İstanbul / Türkiye

FQC, India & Head Office
 FQC First Quality Certification Pvt. Ltd.
 303 37, Sector 12, Park Road - Gurgaon, Haryana, India
 T: +91 121 6262070 F: +91 121 4416201
 www.fqcindia.com info@fqcindia.com

FQC, Turkey & Critical Location
 FQC İnşaat Akademi Belgelendirme ve Gözetim, Mh. A.Ş.
 Çamlık Mah. Tazel Cad. No:17/10 Kat:4 D: 29-30 Maltepe / İstanbul / Türkiye
 T: +90 216 484 21 41 / +90 216 422 90 90 F: +90 216 422 35 90
 www.fqcgroup.com info@fqcgroup.com

Bu belge, müdahale FQC'nin kuralları ve diğer belge parçalarıyla birlikte geçerlidir. Sertifika geçerliliği durumu FQC'nin internet sitesinde takip edilebilir.
 This document shall remain valid as long as the customer abides FQC rules and terms of the contract. Certificate validity may be checked on FQC website.